


# Concentration Game Cards – Summer Clothing

Level 1




# Concentration Game Cards – Summer Clothing

## Level 2




shorts



tank top



t-shirt




sandals




swimming  
suit



sunglasses



hat




dress



# Concentration Game Cards – Summer Clothing

Level 3



shorts	shorts	tank top	tank top
t-shirt	t-shirt	sandals	sandals
swimming suit	swimming suit	sunglasses	sunglasses
hat	hat	dress	dress



# Concentration Game Cards – Summer Clothing

## **INSTRUCTIONS:**

- Lay the cards, face down, on a table or the floor.
- The cards can be placed in rows or randomly.
- Each player, in turn, turns over two cards.
- If the cards match, the player keeps them and is awarded one point. Then it is the next player's turn.
- If the cards don't match, the player returns them to the same place and forfeits their turn to the next player.

## **LEVELS AND LANGUAGE LEARNING:**

### LEVEL 1

- a) The cards only have pictures on them to make them easier to remember.
- b) Show each card, as if they were flashcards, to the students. State the word associated with the card. Elicit the students to repeat the word.
- c) Play for fun but encourage the player to say the word associated with each picture on the card. If the student is not sure of the word ask the others or tell the students the word.

### LEVEL 2

- a) One card has the picture and the other matching card has the word.
- b) Show the picture card, as if a flashcard, and elicit the students to repeat the word. Repeat with the word card.
- c) If the student flips the word card first you can then help them with the word in the first few rounds.

### LEVEL 3

- a) Both cards have only the words. This game should be played after the students are familiar with levels 1 and 2.
- b) Show card, as if flashcard, and elicit responses.
- c) You can put the students in teams, each with a captain. The captain flips one card and must read the word – the team can help. The team with the most pairs at the end wins.

## **NOTE:**

1. Each set of cards is enough for six players. Print more sets of each level for more players.
2. Please laminate the cards for many years of use.